


FASTRACK INSTALLATION DETAILS





ASSEMBLY

All installations should aim to work towards the corners of the compound. Therefore allowing all of the cut mesh to be treated approximately and covered by the corner clamp strips.



POSTS

Determine the location of the posts at intervals of 3.0 metres (from centre to centre).

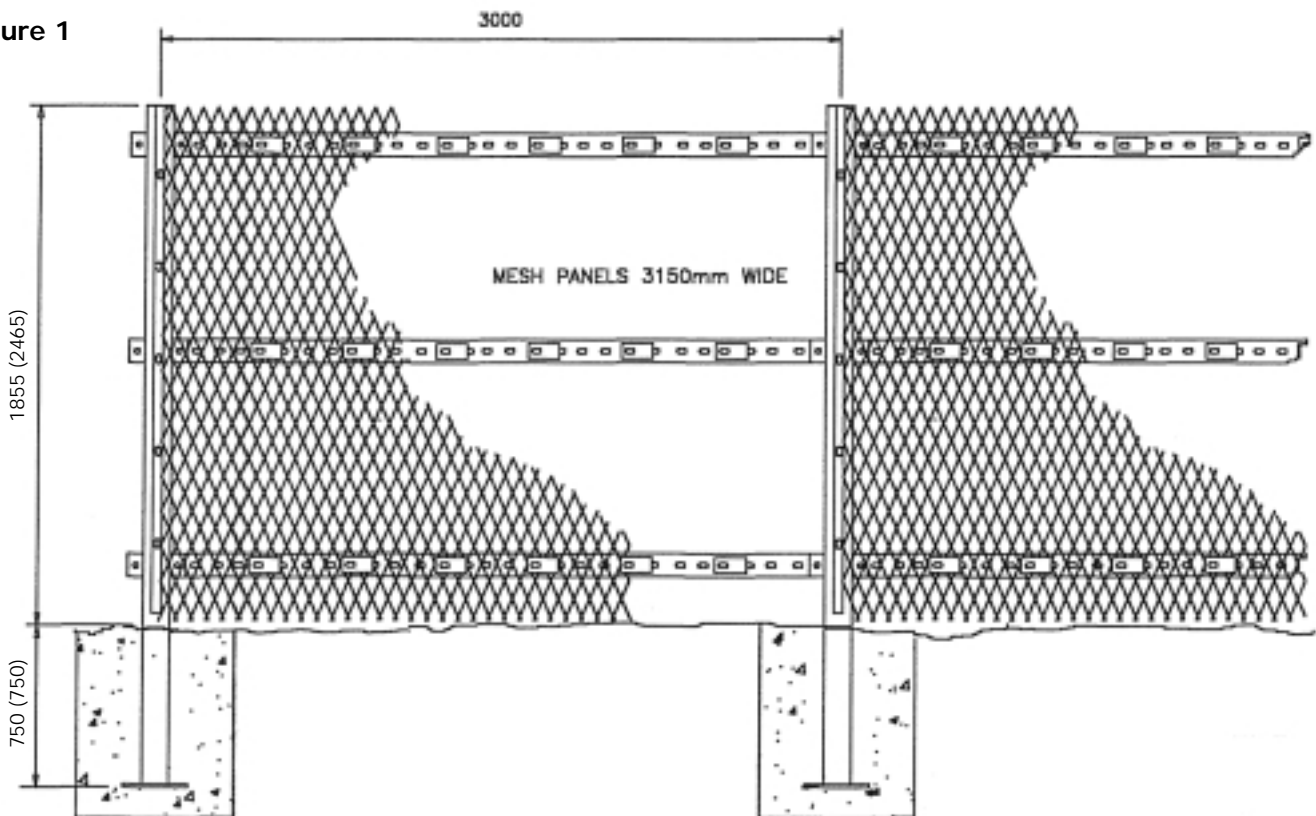
Set the base of posts in concrete blocks. (As shown below. Fig 1).



FIX STRINGERS TO PRE-WELDED LUGS

Fastrack stringer assembly (Fig 3).
attach stringers to pre-welded lugs using square washers.
As indicated in (Fig 3).

Figure 1



Disclaimer: All drawings shown are for illustration purposes only and do not form any part of a legally binding contract.



FIX MESH TO STRINGERS AND POSTS (Fig 2 & Fig 3).

For ease of hanging mesh - temporarily insert top security fastener into posts and hang mesh onto fastener.

Clamp mesh to stringers using latch clamp and bolt. (six latch clamps per 3m stringer equally spaced). It is beneficial to encapsulate two mesh knuckles where possible. Mesh panels should overlap at posts by three meshes.

Remove "temporary" top fastener and assemble clamp strip to post using fixings provided.

General note:- Ensure that all mesh sheets are assembled with the angle of the strand running in one direction.

5

FASTRACK STRINGER ASSEMBLY

Used to clamp mesh panels to stringer Fixings/Panel
Insert latch clamp vertically through mesh onto stringer slot.
Turn latch clamp 90 deg and locate M8 x 25 cup square bolt through clamp and stringer.
Tighten nut & bolt, securing mesh to stringer, encapsulating two mesh knuckles with clamp, where possible.

Quantity

- 3 Stringers (2920mm long)
- 18 Latch clamps
- 18 M8 x 25 cup square bolt & nut

Figure 2

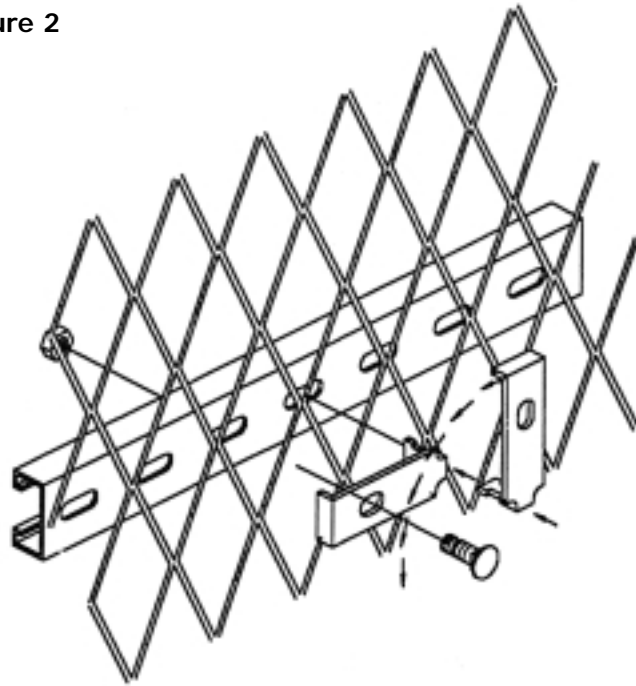
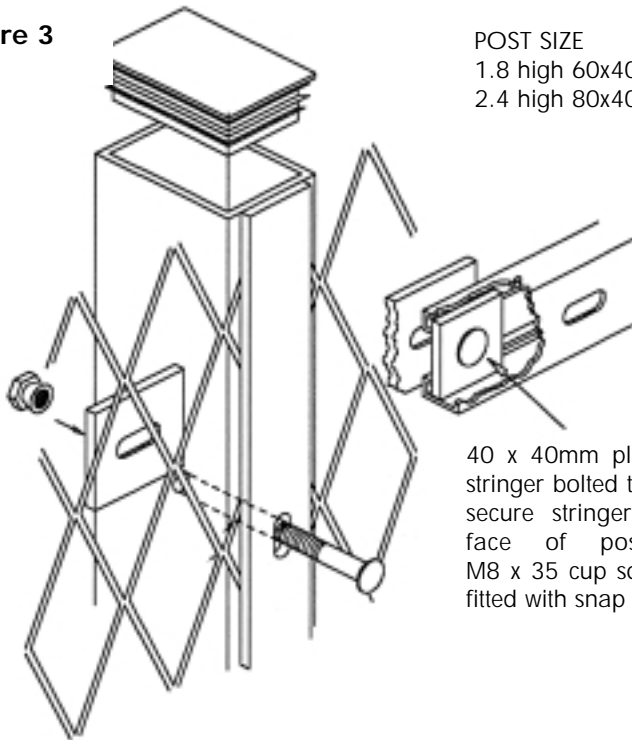


Figure 3



POST SIZE
1.8 high 60x40x3
2.4 high 80x40x3

40 x 40mm plate inside stringer bolted through to secure stringer to front face of post using M8 x 35 cup square bolt fitted with snap off nuts.

6

FASTRACK CLAMP STRIP ASSEMBLY


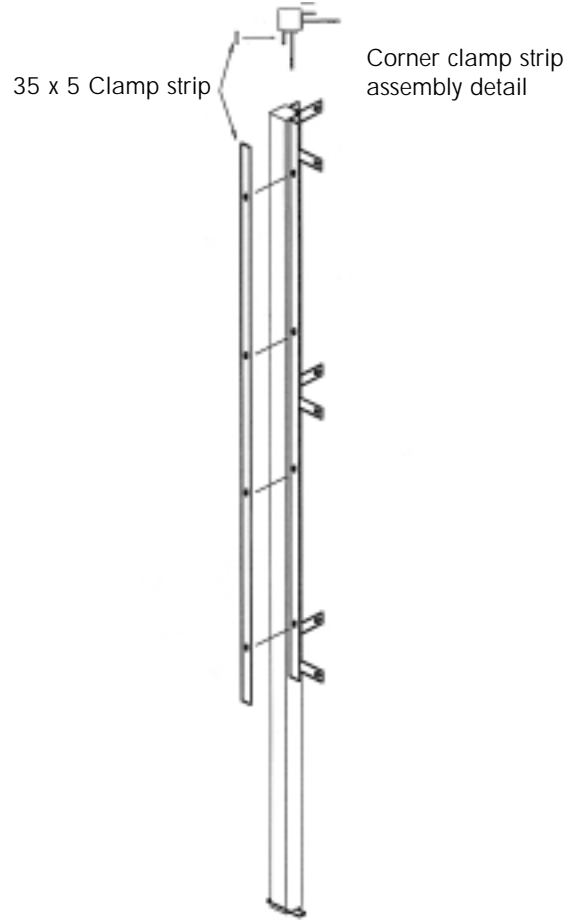

Used to clamp mesh to posts.

Fixings/Posts

Quantity

- 1. 35 x 5mm clamp strip (1830/2440mm long)
- 4. M8 x 90 security bolts with snap off nuts (for 1.8 system)
- 5. M8 x 110 security bolts with snap off nuts (for 2.4 system)

RAKING DETAIL



Expamet Security Products